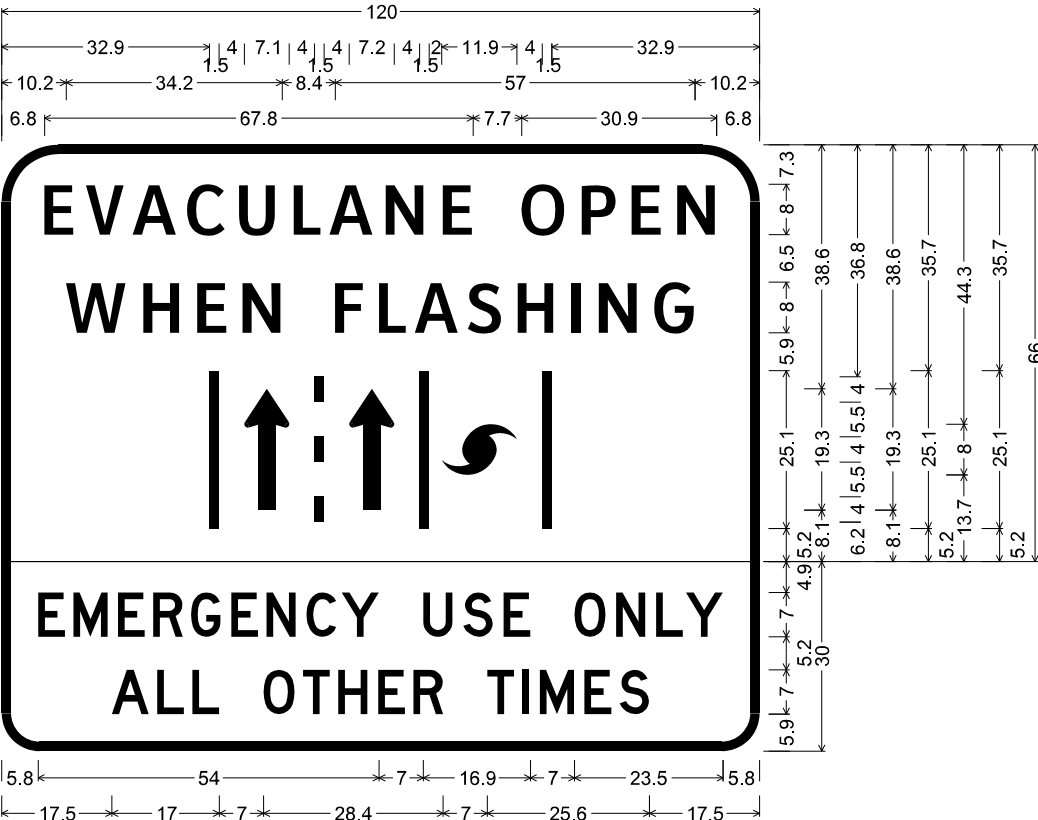
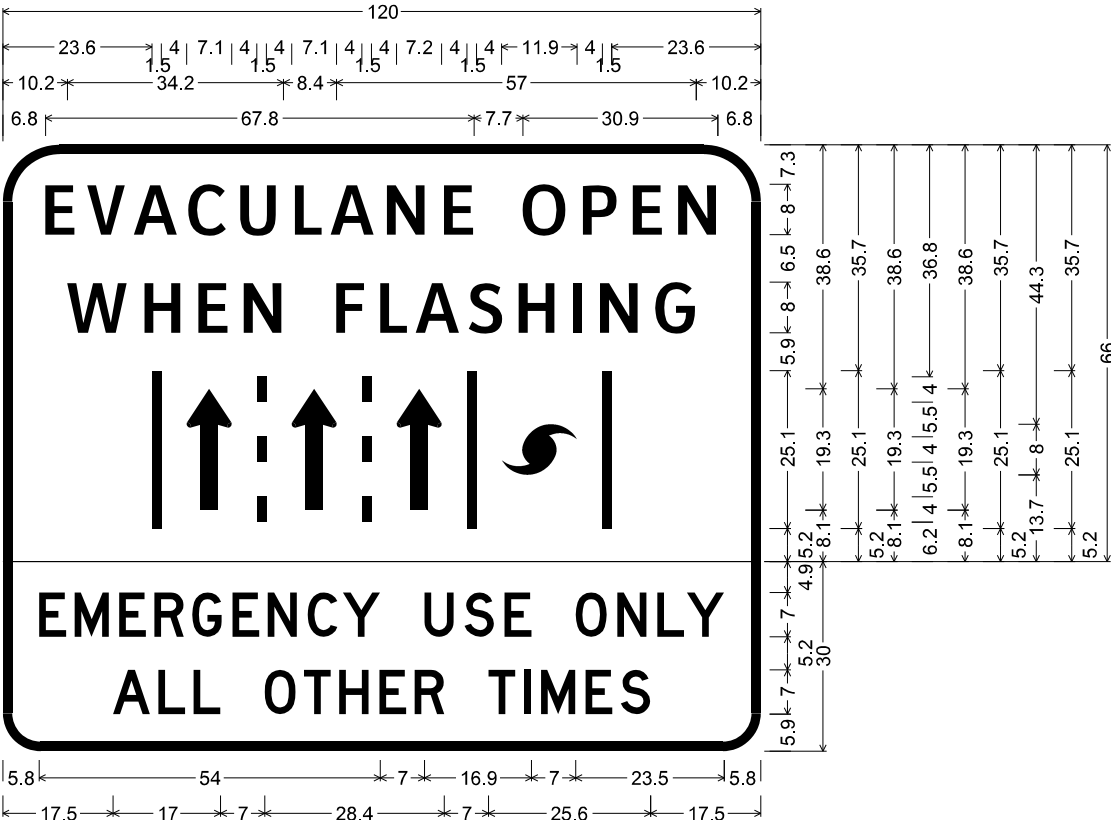


2 LANES WITH EVACULANE SIGN

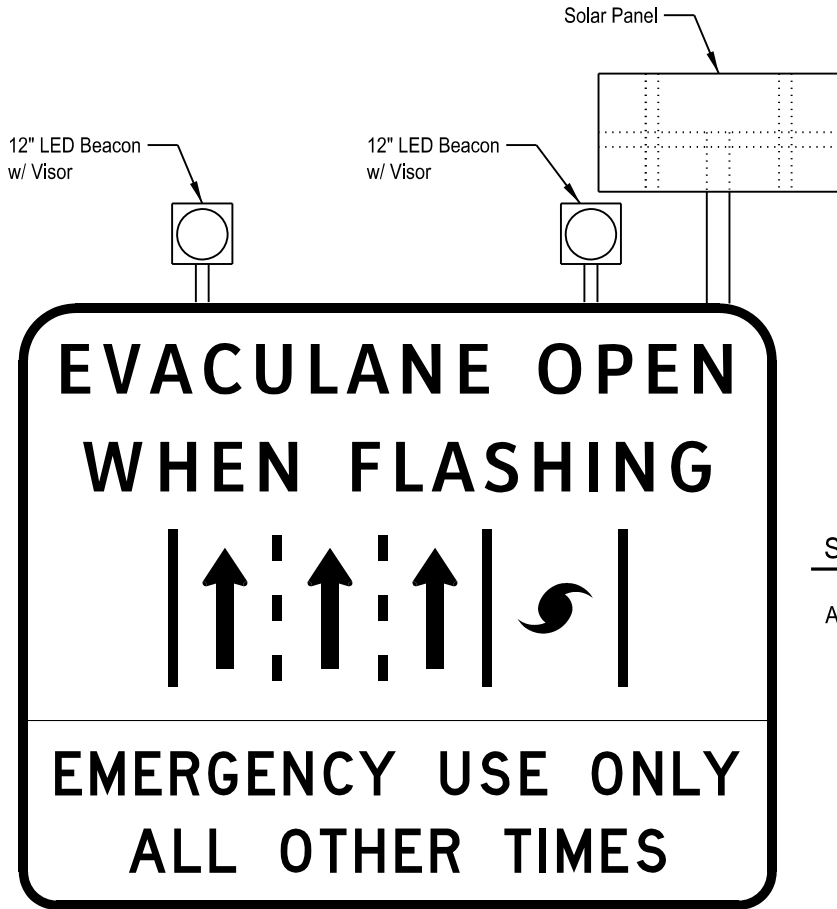


Identifier: EM-1bT_120 x 96;
9.0" Radius, 1.5" Border, White on Blue;
[EVACULANE OPEN] ClearviewHwy-4-W; [WHEN FLASHING] ClearviewHwy-4-W;
Standard Arrow Custom 19.2" X 7.1" 90°; Standard Arrow Custom 19.2" X 7.1" 90°;
6.0" Radius, 1.5" Border, Black on White;
[EMERGENCY USE ONLY] D; [ALL OTHER TIMES] D;

3 LANES WITH EVACULANE SIGN



Identifier: EM-1bT_120 x 96;
9.0" Radius, 1.5" Border, White on Blue;
[EVACULANE OPEN] ClearviewHwy-4-W; [WHEN FLASHING] ClearviewHwy-4-W;
Standard Arrow Custom 19.2" X 7.1" 90°; Standard Arrow Custom 19.2" X 7.1" 90°;
Standard Arrow Custom 19.2" X 7.1" 90°;
6.0" Radius, 1.5" Border, Black on White;
[EMERGENCY USE ONLY] D; [ALL OTHER TIMES] D;



SOLAR POWERED FLASHING BEACONS
INSTALL SOLAR POWERED FLASHING BEACON ASSEMBLY IN ACCORDANCE WITH ITEM 685 AND AS NOTED ON STATE STANDARD SPRFBA-13

San Antonio District Standard			
EVACULANE SIGN DETAILS			
© TxDOT SCALE: N.T.S. ERPMD(4)-25			
REVISIONS	CONT	SECT	JOB
06 - 2025	\$C\$	\$S\$	\$J\$
	DIST	COUNTY	SHEET NO.
\$DST\$	\$CTY\$		\$ERPMD(4)-25\$

DATE: \$DATE\$
FILE: \$FILE\$

\$TIME\$