

EL PASO REGION

Texas Border Facts
March 2025



The El Paso Region is home to four Land Ports of Entry (LPOE): El Paso, Ysleta, Marcelino Serna and Presidio.

El Paso Port of Entry

Located in the westernmost part of Texas, the El Paso POE includes the Bridge of the Americas (BOTA), which handles commercial vehicles, buses, pedestrians, and passenger vehicles. It also has two railroad crossings (BNSF Railroad El Paso Bridge and Union Pacific El Paso Bridge) and El Paso International Airport, which handles commercial air cargo. The Good Neighbor Bridge manages passenger vehicles, while the Paso del Norte Bridge accommodates pedestrians, passenger vehicles, and buses.

Ysleta Port of Entry

U.S. Customs and Border Protection (CBP) separated the Ysleta POE from the El Paso POE in March 2020. The Ysleta POE comprises the Ysleta Bridge which accommodates pedestrians, passenger and commercial vehicles and buses.

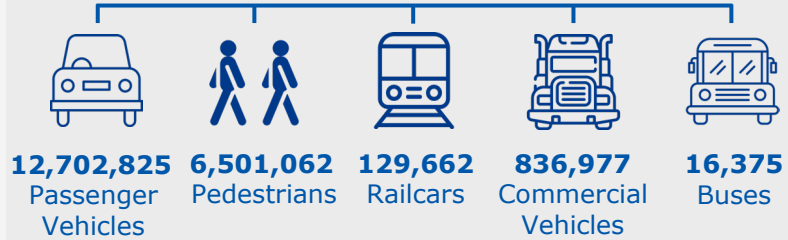
Marcelino Serna Port of Entry

The Marcelino Serna POE includes the Marcelino Serna Bridge, which accommodates pedestrians, passenger and commercial vehicles, and buses; and the Fort Hancock-El Porvenir Bridge which manages the crossing of pedestrians and passenger vehicles. The Marcelino Serna Bridge started processing CMVs in August 2023.

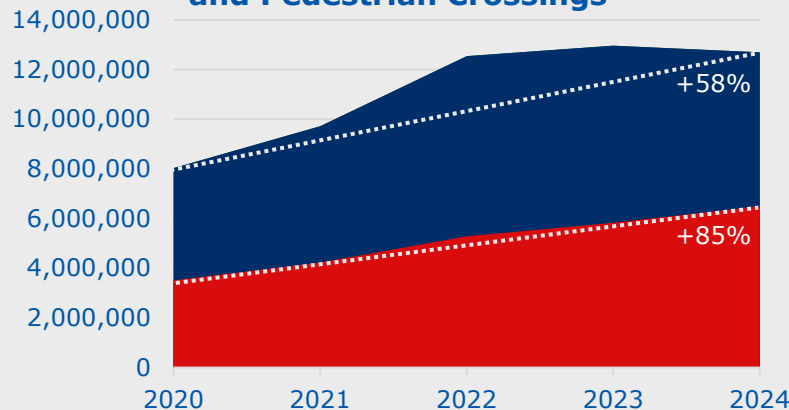
Presidio Port of Entry

The Presidio POE includes a pedestrian crossing — the Boquillas Crossing—, the Presidio-Ojinaga International Bridge which accommodates pedestrians, passenger and commercial vehicles and buses, and the Presidio Lely International Airport.

Northbound 2024 Crossings



Trend in Northbound Passenger Vehicle and Pedestrian Crossings

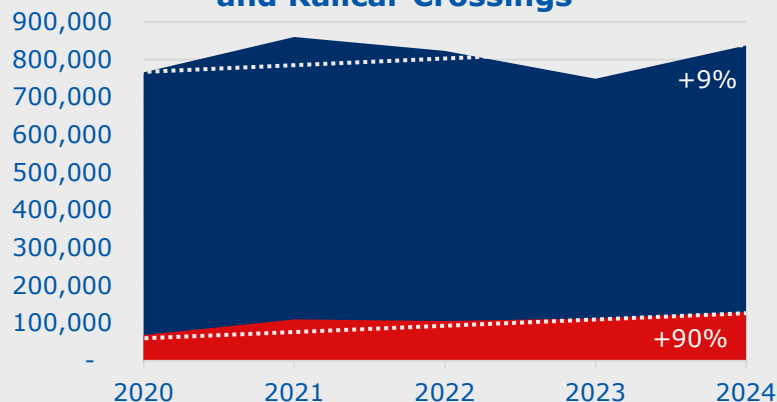


Passenger
Vehicles



Pedestrians

Trend in Northbound Commercial Vehicle and Railcar Crossings



Commercial
Vehicles



Railcars
(Loaded and Empty)



In 2024, the U.S. traded \$839.9 billion in goods with Mexico, with exports totaling \$334.0 billion and imports reaching \$505.9 billion.



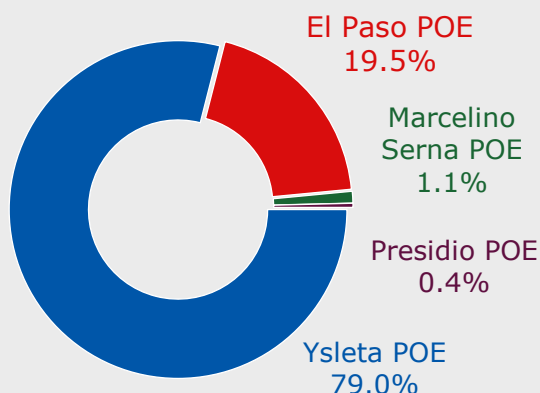
More than 70 percent (\$588.7 billion) was processed through Texas.



El Paso Region 2024 Trade Insights

The **El Paso Region** traded \$105.6 billion, almost an 18 percent of the total processed through Texas.

In 2024, the POEs in the El Paso Region processed \$42.6 billion in exports and facilitated a total of \$63.0 billion in imports.

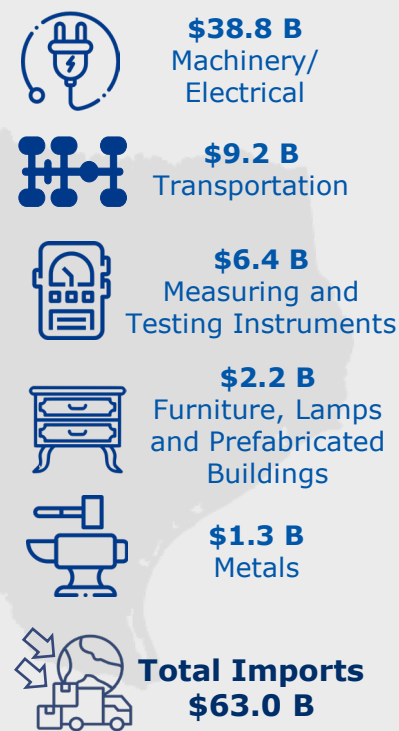


The El Paso POE processed \$20.6 billion in U.S.-Mexico trade, while the Ysleta POE handled \$83.4 billion. Meanwhile, the Presidio POE processed \$416.5 million, and the Marcelino Serna POE recorded \$1.2 billion in cross-border trade.

2024 Top 5 EXPORTS



2024 Top 5 IMPORTS

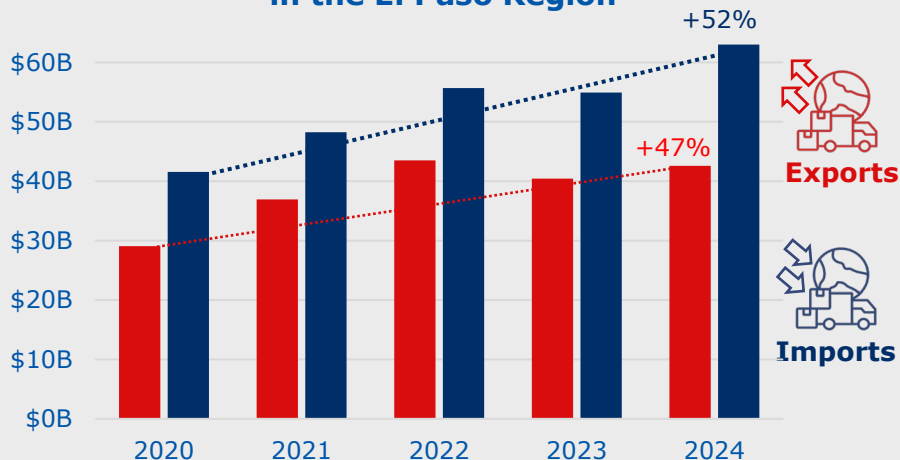


2024 Cross-Border Regional Trade Analysis by Transportation Mode

87.6% of total **Exports**
91.8% of total **Imports**
90.1% of the total **Trade**

7.2% of total **Exports**
6.2% of total **Imports**
6.6% of the total **Trade**

Trend in the Value of U.S.-Mexico Trade Processed in the El Paso Region



All information regarding POEs can be found in the [Texas Mexico International Border Crossing Guide 2024](#).

Sources: Bureau of Transportation Statistics – [TransBorder Freight Data](#) and [Border Crossing Data](#) Portals.

